
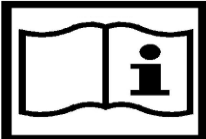

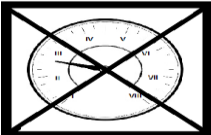




Important Fitment Advice

<p>Correct Handling</p> 	<p><u>Do not manually operate/compress the unit.</u></p> <p>Incorrect handling of this part may cause premature failure.</p> <p>This unit contains seals which may become dislodged, or chafe if handled incorrectly.</p>
<p>Suitable Clutch Fluid</p> 	<p><u>Use vehicle manufacturers specified fluid only.</u></p> <p>(DOT 3, DOT 4 or DOT 5.1 – Please check for suitability).</p> <p>Do not mix fluids, as not all DOT fluid is compatible.</p>
<p>Grease & Cleaning</p> 	<p><u>Do not use grease or cleaner on the unit.</u></p> <p>This unit is pre-lubricated during manufacture with a special high performance lubricant for maximum heat resistance.</p> <p>Any exposure from an unsuitable grease, brake cleaner, silicone based water displacement spray or any type of petroleum based product will have an adverse chemical reaction with the main shaft seal.</p>
<p>Pressure Bleeding</p> 	<p><u>We do not advise the use of pressure bleeding systems.</u></p> <p>Some systems run at a high pressure setting which can exceed the maximum pressure rating of the cylinder.</p> <p>This can result in damaged internal seals &/or guide tube collar.</p>